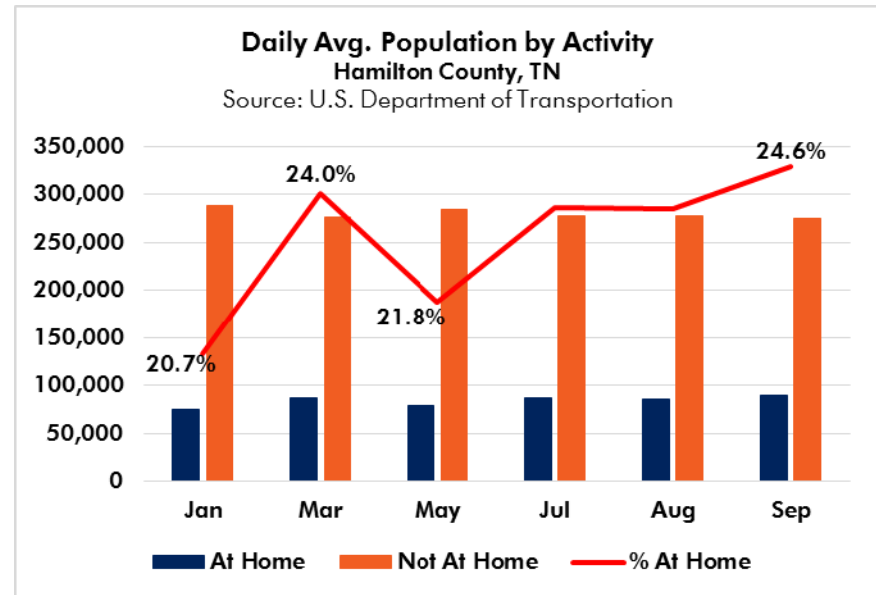
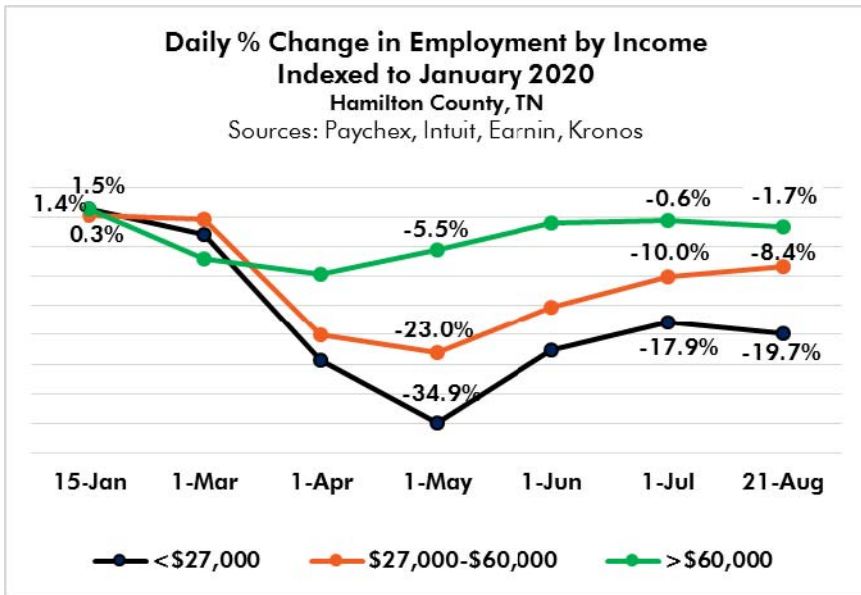
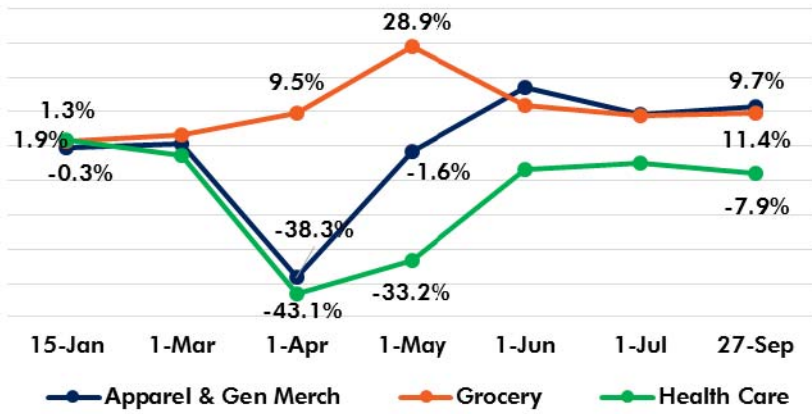


Southeast Region includes the following counties: Bledsoe, Bradley, Grundy, Hamilton, McMinn, Marion, Meigs, Polk, Rhea and Sequatchie



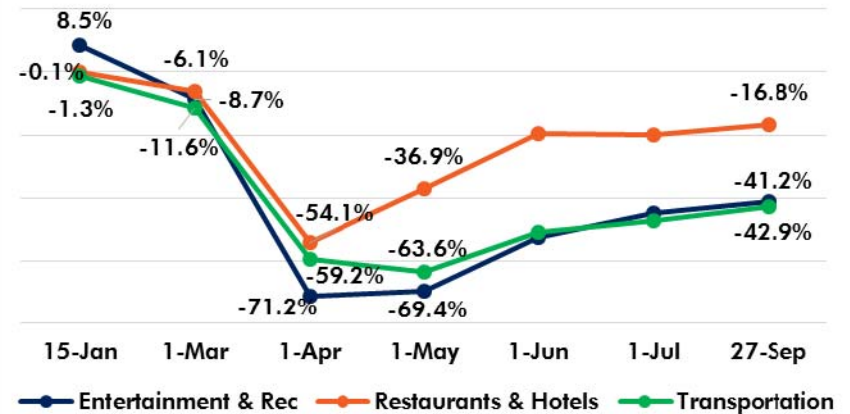
Daily % Chg. in Avg. Consumer Credit & Debit Card Spending by Category - Indexed to January 2020  
Tennessee

Source: Affinity Solutions



Daily % Chg. in Avg. Consumer Credit & Debit Card Spending by Category - Indexed to January 2020  
Tennessee

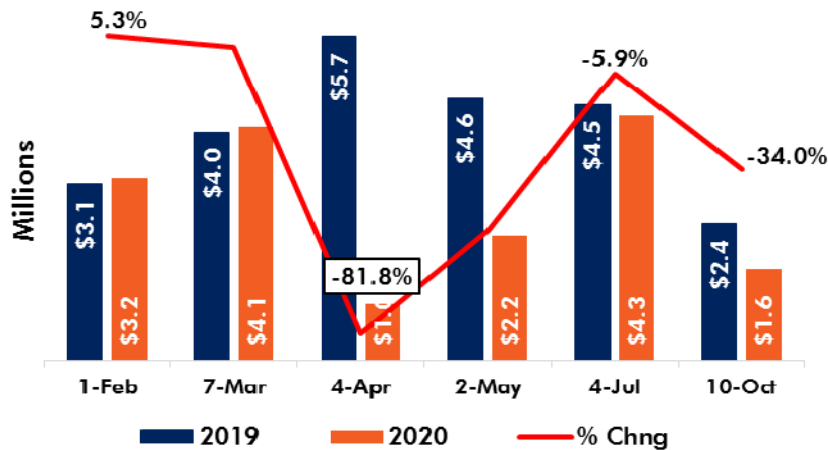
Source: Affinity Solutions



Note: Beginning with Sep data, % Chg. becomes "weekly"

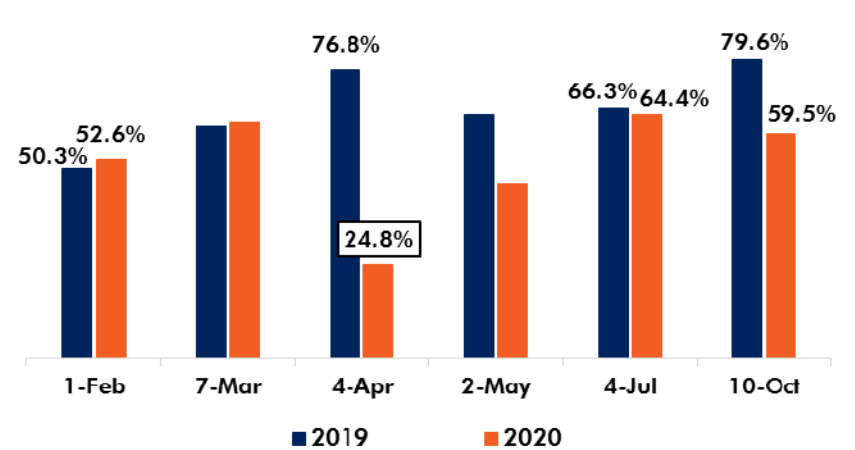
Weekly Hotel Revenue and % Change  
Hamilton County, TN

Sources: STR, Inc., STR Global, Ltd.; Chattanooga Tourism Company



Weekly Hotel Occupancy Rate  
Hamilton County, TN

Sources: STR, Inc., STR Global, Ltd.; Chattanooga Tourism Company



**Daily Social Distancing Scoreboard**

Hamilton County, TN

Source: Unacast

Composite Score		F
Reduction in Average Mobility (Based on Distance Traveled)	Less than 25%	F
Reduction in Non-Essential Visits	Less than 55%	F
Reduction in Potential Human Encounters (Compared to National Baseline)	Less than 40%	F

Methodology available: [unacast.com](http://unacast.com), data as of 14-Oct

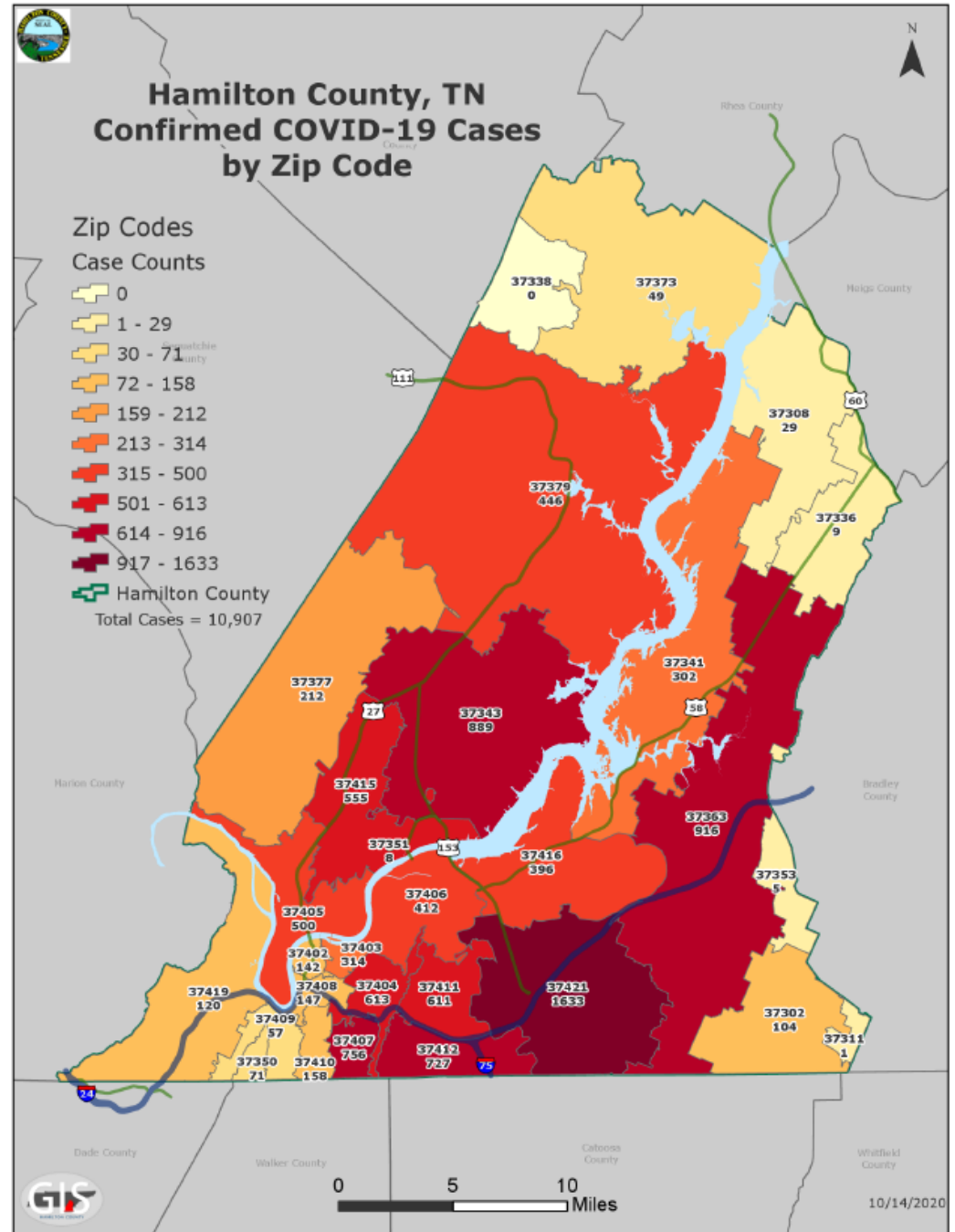
**Daily COVID-19 Testing and Outcomes**

Hamilton County, TN

Source: Hamilton County Department of Health

	As of 8-Apr*	As of 14-Oct	Change 8-Apr-14-Oct
<b>Positive</b>	97	10,907	10,810
<b>Deaths</b>	9	103	94
<b>Positive Cases - Demographics</b>			
Male	55	5,265	5,210
Female	42	5,632	5,590
Unknown	0	10	10
White	74	6,178	6,104
Black	18	2,145	2,127
Asian	3	157	154
Other	1	697	696
Unknown	1	1,730	1,729
Hispanic	4	2,213	2,209
Non-Hispanic	92	8,404	8,312
Unknown	1	290	289
0-10 years old	3	783	780
11-20	2	1,735	1,733
21-30	6	2,439	2,433
31-40	10	1,851	1,841
41-50	19	1,453	1,434
51-60	22	1,252	1,230
61-70	18	775	757
71+	17	588	571
Unknown	0	31	31

\*Benchmark: Hispanic ethnicity first published



●13-Mar - first known case of COVID-19 reported

●1-Jul - 22-Nov - mask mandate in effect